

# Absolute encoders – multiturn

<b>Compact, robust electronic multiturn, magnetic</b>	<b>Sendix M3668R (shaft)</b>	<b>SAE J1939</b>
---	------------------------------	------------------



The Sendix M36 with Energy Harvesting Technology is an electronic multiturn encoder in miniature format, without gear and without battery. It is characterized by robustness, reliability and cost-efficiency.

The "R"obust version is particularly suitable for use in harsh environments. Protected up to IP69k, resistance against shock and extreme temperature fluctuations, the Sendix M36 encoder is suitable even for demanding outdoor applications.

**SAE J1939**

Safety-Lockplus™	Standard option stainless steel 1.4404	Standard option seawater resistant	High rotational speed	Temperature range -40°...+85°C	High protection level IP	High shaft load capacity	Shock / vibration resistant	Reverse polarity protection	Energy Harvesting

### Highest robustness

- Sturdy bearing construction in Safety-Lockplus™ design for particularly high resistance.
- Extra large bearings.
- Mechanically protected shaft seal.
- Protection level IP66, IP67 and IP69k in one device.
- Wide temperature range -40 °C ... +85 °C.
- Without gear and without battery, thanks to the Energy Harvesting technology.

### Up-to-the-minute fieldbus performance

- Up-to-the-minute fieldbus performance in the application: SAE J1939 with CAN-highspeed to ISO 11898.
- Universal Scaling Function.
- Fast determination of the operating status via two-color LED.

<b>Order code</b>	<b>8.M3668R.XX3X.3222</b>					
<b>Shaft version</b>	Type	a	b	c	d	e
<b>a</b> Version		<b>c</b> Interface / supply voltage		<b>d</b> Type of connection		<b>e</b> Fieldbus profile
1 = standard <sup>1)</sup> clamping flange ø 42 mm [1.65"]		3 = SAE J1939 / 10 ... 30 V DC		2 = radial cable, 1 m [3.28'] PVC		32 = SAE J1939
7 = stainless steel V4A <sup>2)</sup> clamping flange ø 42 mm [1.65"] all metal parts accessible from outside are out of stainless steel V4A				B = radial cable, special length PVC *)		<i>Optional on request</i>
				4 = radial M12 connector, 5-pin		- Ex 2/22 (only for connection type 4)
<b>b</b> Shaft (ø x L), with flat				*) Available special lengths (connection type B): 2, 3, 5, 8, 10, 15 m [5.56, 9.84, 16.40, 26.25, 32.80, 49.21'] order code expansion .XXXX = length in dm ex.: 8.M3668R.133B.3222.0030 (for cable length 3 m)		- other shaft diameters out of V4A stainless steel
1 = ø 6 x 12.5 mm [0.24 x 0.49"]						
3 = ø 8 x 15 mm [0.32 x 0.59"]						
5 = ø 10 x 20 mm [0.39 x 0.79"]						
2 = ø 1/4" x 12.5 mm [0.49"]						
E = ø 10 x 20 mm [0.39 x 0.79"], stainless steel V4A						

1) Not in conjunction with shaft type "E".  
2) Only in conjunction with shaft type "E" + type of connection "4".

# Absolute encoders – multiturn

<b>Compact, robust electronic multiturn, magnetic</b>		<b>Sendix M3668R (shaft)</b>	<b>SAE J1939</b>
<b>Mounting accessory for shaft encoders</b>			Order no.
<b>Coupling</b>	Bellows coupling ø 19 mm [0.75"] for shaft 8 mm [0.32"]		<b>8.0000.1102.0808</b> <sup>1)</sup>
<b>Cables and connectors</b>			Order no.
<b>Preassembled cables</b>	M12 female connector with coupling nut, 5-pin, A coded, straight open ended 5 m [16.40'] PVC cable	Bus in	<b>05.00.6091.A211.005M</b> <sup>1)</sup>
	M12 female connector with coupling nut, 5-pin, A coded, straight Deutsch connector DT04, male contacts, 6-pin, straight 1 m [3.28'] PVC cable	Bus in	<b>05.00.6091.22C7.001M</b> <sup>1)</sup>
<b>Connectors</b>	M12 female conn. with coupling nut, 5-pin, A coded, straight (metal)	Bus in	<b>8.0000.5116.0000</b> <sup>1)</sup>
	M12 female conn. with coupling nut, 5-pin, A coded, straight (stainless steel V4A)	Bus in	<b>8.0000.5116.0000.V4A</b>

Further Kübler accessories can be found at: [kuebler.com/accessories](http://kuebler.com/accessories)  
 Further Kübler cables and connectors can be found at: [kuebler.com/connection-technology](http://kuebler.com/connection-technology)

## Technical data

Mechanical characteristics			
<b>Maximum speed</b>		4000 min <sup>-1</sup> 2000 min <sup>-1</sup> (continuous)	
<b>Starting torque at 20 °C [68 °F]</b>		< 0.01 Nm	
<b>Shaft load capacity</b>	radial	80 N	
	axial	40 N	
<b>Weight</b>		approx. 250 g [8.82 oz]	
<b>Protection acc. to EN 60529/DIN 40050-9</b>		IP66, IP67, IP69k	
<b>Working temperature range</b>		-40 °C ... +85 °C [-40 °F ... +185 °F]	
<b>Materials</b>	<b>version "1"</b> (standard)	<b>version "7"</b> (stainless steel)	
	shaft	V2A	V4A
	flange	aluminum	V4A
	housing	zinc die-cast	V4A
	cable	PVC	–
<b>Shock resistance acc. to EN 60068-2-27</b>		5000 m/s <sup>2</sup> , 4 ms	
<b>Vibration resistance acc. to EN 60068-2-6</b>		300 m/s <sup>2</sup> , 10 ... 2000 Hz	

Electrical characteristics	
<b>Supply voltage</b>	10 ... 30 V DC
<b>Current consumption (no load)</b>	max. 30 mA
<b>Reverse polarity protection of the supply voltage</b>	yes
<b>Short-circuit proof outputs</b>	yes <sup>2)</sup>

Interface characteristics SAE J1939		
<b>Resolution singleturn (MUR)</b>	scalable	1 ... 16 384 (14 bit)
	default	16 384 (14 bit)
<b>Number of revolutions (NDR)</b>		1 ... 536 870 912 (29 bit) scalable only via the total resolution
<b>Total resolution (TMR)</b>	raw value	max. 8 796 093 022 208 (43 bit)
	scalable	1 ... 4 294 967 296 (32 bit)
	default	4 294 967 296 (32 bit)
<b>Angular measurement deviation <sup>3)</sup></b>		±0,5°
<b>Repeat accuracy</b>		±0.2°
<b>Interface</b>		CAN high-speed acc. to ISO 11898, CAN specification 2.0 B
<b>Protocol</b>		SAE J1939
<b>Power-ON time</b>		< 1200 ms
<b>Baud rate</b>		250 kbit/s switchable by software to 500 kbit/s
<b>Node address</b>		software configurable
<b>Termination</b>		software configurable

Approvals		
<b>E1 compliant</b> in accordance with	ECE guideline	
<b>UL compliant</b> in accordance with	File no. E224618	
<b>CE compliant</b> in accordance with	EMC Directive	2014/30/EU
	RoHS Directive	2011/65/EU
	ATEX Directive	2014/34/EU (for Ex 2/22 variants)

1) Not for version "7" (V4A stainless steel)  
 2) Short circuit proof to 0 V or to output when supply voltage correctly applied.  
 3) Over the whole temperature range.

# Absolute encoders – multiturn

<b>Compact, robust electronic multiturn, magnetic</b>	<b>Sendix M3668R (shaft)</b>	<b>SAE J1939</b>
---	------------------------------	------------------

## General information concerning SAE J1939

The protocol J1939 originates from the international Society of Automotive Engineers (SAE) and operates on the physical layer with high speed CAN as per ISO11898. The application emphasis lies in the area of the power train and chassis of commercial vehicles. It serves to transfer diagnostic data (for example, motor speed, position, temperature) and control information. Type series M3658 and M3678 encoders support the total functionality of J1939.

This protocol is a multimaster system with decentralized network management that does not involve channel-based communication.

It supports up to 254 logic nodes and 30 physical control devices per segment. The information is described as parameters (signals) and combined on 4 memory pages (data pages) into parameter groups (PGs). Each parameter group can be identified via a unique number, the parameter group number (PGN). Independently of this, each signal is assigned a unique SPN (suspect parameter number).

The major part of the communication occurs cyclically and can be received by all control devices without the explicit request for data (Broadcast). Furthermore the parameter groups are optimized to a length of 8 data bytes. This enables very efficient utilization of the CAN protocol. If greater amounts of data need to be transferred, then transport protocols (TP) can be used: BAM (broadcast announce message) and CMTD (connection mode data transfer). With BAM TP the transfer of data occurs as a broadcast.

## Encoder implementation SAE J1939

- PGNs that are adaptable to the customer's application.
- Resolution of address conflicts -> Address Claiming (ACL).
- Continuous checking whether control addresses have been assigned twice within a network.
- Change of control device addresses during run-time.
- Unique identification of a control device with the help of a name that is unique worldwide. This name serves to identify the functionality of a control device in the network.
- Predefined PGs for position, speed and alarm.
- 250 kbit/s, 29 bit identifier.
- Watchdog controlled device.

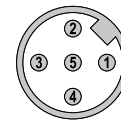
A two-color LED, located on the rear of the encoder, signals the operating and fault status of the J1939 protocol, as well as the status of the internal sensor diagnostics.

## Terminal assignment

Interface	Type of connection	Cable (isolate unused cores individually before initial start-up)					
2	2, B	Signal:	+V	0 V	CAN_GND	CAN_H	CAN_L
		Core color:	BN	WH	GY	GN	YE

Interface	Type of connection	M12 connector, 5-pin					
2	4	Signal:	+V	0 V	CAN_GND	CAN_H	CAN_L
		Pin:	2	3	1	4	5

Top view of mating side, male contact base



M12 connector, 5-pin

1) Over the whole temperature range.

# Absolute encoders – multiturn

**Compact, robust  
electronic multiturn, magnetic**

**Sendix M3668R (shaft)**

**SAE J1939**

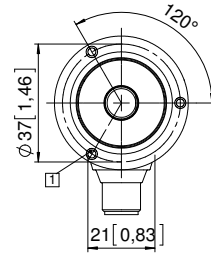
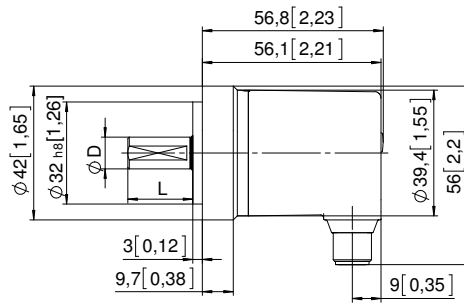
## Dimensions

Dimensions in mm [inch]

**Aluminum,  
clamping flange, ø 42 [1.65]  
version 1**

1 3 x M3, 6 [0.24] deep

D	Fit	L
6 [0.24]	h7	12.5 [0.49]
8 [0.32]	h7	15 [0.59]
10 [0.39]	f7	20 [0.79]
1/4"	h7	12.5 [0.49]



**Stainless steel V4A  
clamping flange, ø 42 [1.65]  
version 7**

1 4 x M4, 8 [0.31] deep

D	Fit	L
10 [0.39]	f7	20 [0.79]

