


# Absolute encoders – singleturn

<b>Compact, robust magnetic</b>	<b>Sendix M3658AR (shaft)</b>	<b>CANopen</b>
---------------------------------	-------------------------------	----------------



The Sendix M3658AR are magnetic singleturn encoders in compact design. They are characterized by robustness, reliability and cost-efficiency.

The "R"obust version is particularly suitable for use in harsh environments. Protected up to IP69k, resistance against shock and extreme temperature fluctuations, the Sendix M36 encoders are suitable even for demanding outdoor applications.



Safety-Lockplus™	Standard option stainless steel 1.4404	Standard option seawater resistant	High rotational speed	Temperature range -40°...+85°C	High protection level IP	High shaft load capacity	Shock / vibration resistant	Reverse polarity protection

## Highest robustness

- Sturdy bearing construction in Safety-Lockplus™ design for particularly high resistance.
- Extra large bearings.
- Mechanically protected shaft seal.
- Protection level IP66, IP67 and IP69k in one device.
- Wide temperature range -40 °C ... +85 °C.

## Up-to-the-minute fieldbus performance

- LSS services for configuration of the node address and baud rate.
- Variable PDO mapping in the memory.
- Configuration management (bootloader).

**Order code** 8.M3658AR.XX2X.2122  
**Shaft version** Type

<p><b>a</b> Version</p> <p>1 = standard <sup>1)</sup> clamping flange ø 42 mm [1.65"]</p> <p>7 = stainless steel V4A <sup>2)</sup> clamping flange ø 42 mm [1.65"] all metal parts accessible from outside are out of stainless steel V4A</p> <p><b>b</b> Shaft (ø x L), with flat</p> <p>1 = ø 6 x 12.5 mm [0.24 x 0.49"]</p> <p>3 = ø 8 x 15 mm [0.32 x 0.59"]</p> <p>5 = ø 10 x 20 mm [0.39 x 0.79"]</p> <p>2 = ø 1/4" x 12.5 mm [0.49"]</p> <p>E = ø 10 x 20 mm [0.39 x 0.79"], stainless steel V4A</p>	<p><b>c</b> Interface / supply voltage</p> <p>2 = CANopen DS301 V4.2 / 10 ... 30 V DC</p> <p><b>d</b> Type of connection</p> <p>2 = radial cable, 1 m [3.28'] PVC</p> <p>B = radial cable, special length PVC *)</p> <p>4 = radial M12 connector, 5-pin</p> <p>*) Available special lengths (connection type B): 2, 3, 5, 8, 10, 15 m [5.56, 9.84, 16.40, 26.25, 32.80, 49.21'] order code expansion .XXXX = length in dm ex.: 8.M3658AR.132B.2122.0030 (for cable length 3 m)</p>	<p><b>e</b> Fieldbus profile</p> <p>21 = CANopen</p> <p><i>Optional on request</i></p> <ul style="list-style-type: none"> <li>- Ex 2/22 (only for connection type 4)</li> <li>- other shaft diameters out of V4A stainless steel</li> </ul>
---	--	---

1) Not in conjunction with shaft type "E".  
 2) Only in conjunction with shaft type "E" + type of connection "4".

# Absolute encoders – singleturn

<b>Compact, robust magnetic</b>		<b>Sendix M3658AR (shaft)</b>	<b>CANopen</b>
<b>Mounting accessory for shaft encoders</b>			Order no.
<b>Coupling</b>	Bellows coupling ø 19 mm [0.75"] for shaft 8 mm [0.32"]		<b>8.0000.1102.0808</b> <sup>1)</sup>
<b>Cables and connectors</b>			Order no.
<b>Preassembled cables</b>	M12 female connector with coupling nut, 5-pin, A coded, straight open ended 5 m [16.40'] PVC cable	Bus in	<b>05.00.6091.A211.005M</b> <sup>1)</sup>
	M12 female connector with coupling nut, 5-pin, A coded, straight Deutsch connector DT04, male contacts, 6-pin, straight 1 m [3.28'] PVC cable	Bus in	<b>05.00.6091.22C7.001M</b> <sup>1)</sup>
<b>Connectors</b>	M12 female conn. with coupling nut, 5-pin, A coded, straight (metal)	Bus in	<b>8.0000.5116.0000</b> <sup>1)</sup>
	M12 female conn. with coupling nut, 5-pin, A coded, straight (stainless steel V4A)	Bus in	<b>8.0000.5116.0000.V4A</b>

Further Kübler accessories can be found at: [kuebler.com/accessories](http://kuebler.com/accessories)  
 Further Kübler cables and connectors can be found at: [kuebler.com/connection-technology](http://kuebler.com/connection-technology)

## Technical data

Mechanical characteristics			
<b>Maximum speed</b>	4000 min <sup>-1</sup> 2000 min <sup>-1</sup> (continuous)		
<b>Starting torque at 20°C [68°F]</b>	< 0.01 Nm		
<b>Shaft load capacity</b>	radial 80 N		
	axial 40 N		
<b>Weight</b>	approx. 250 g [8.82 oz]		
<b>Protection acc. to EN 60529/DIN 40050-9</b>	IP66, IP67, IP69k		
<b>Working temperature range</b>	-40 °C ... +85 °C [-40 °F ... +185 °F]		
<b>Materials</b>	<b>version "1"</b> (standard)	<b>version "7"</b> (stainless steel)	
	shaft	V2A	V4A
	flange	aluminum	V4A
	housing	zinc die-cast	V4A
	cable	PVC	–
<b>Shock resistance acc. to EN 60068-2-27</b>	5000 m/s <sup>2</sup> , 4 ms		
<b>Vibration resistance acc. to EN 60068-2-6</b>	300 m/s <sup>2</sup> , 10 ... 2000 Hz		

Electrical characteristics	
<b>Supply voltage</b>	10 ... 30 V DC
<b>Current consumption (no load)</b>	max. 30 mA
<b>Reverse polarity protection of the supply voltage</b>	yes
<b>Short-circuit proof outputs</b>	yes <sup>2)</sup>

Interface characteristics CANopen	
<b>Resolution</b>	1 ... 16.384 (14 bit), scalable default: 16.384 (14 bit)
<b>Angular measurement deviation</b> <sup>3)</sup>	±0,5°
<b>Repeat accuracy</b>	±0.2°
<b>Interface</b>	CAN high-speed acc. to ISO 11898, Basic- and Full-CAN, CAN specification 2.0 B
<b>Protocol</b>	CANopen profile DS406 V4.0 with manufacturer-specific add-ons, LSS-Service, bootloader
<b>Power-ON time</b>	< 1200 ms
<b>SDO timeout</b>	< 1000 ms
<b>Baud rate</b>	10 ... 1000 kbit/s software configurable
<b>Node address</b>	1 ... 127 software configurable
<b>Termination</b>	software configurable
<b>LSS protocol</b>	CIA LSS protocol DS305, global command support for node address and baud rate, selective commands via attributes of the identity object
<b>Bootloader</b>	configuration management CIA DS 302-3

Approvals		
<b>E1 compliant</b> in accordance with	ECE guideline	
<b>UL compliant</b> in accordance with	File no. E224618	
<b>CE compliant</b> in accordance with	EMC Directive	2014/30/EU
	RoHS Directive	2011/65/EU
	ATEX Directive	2014/34/EU (for Ex 2/22 variants)

1) Not for version "7" (V4A stainless steel)  
 2) Short circuit proof to 0 V or to output when supply voltage correctly applied.  
 3) Over the whole temperature range.

# Absolute encoders – singleturn

**Compact, robust magnetic**

**Sendix M3658AR (shaft)**

**CANopen**

## General information about CANopen

The CANopen encoders support the latest CANopen communication profile according to DS301 V4.02. In addition, device-specific profiles like the encoder profile DS406 V3.2, DS305 (LSS) and DS302 (Bootloader) are available.

The following operating modes may be selected: Polled Mode, Cyclic Mode, Sync Mode. Moreover, scale factors, preset values, limit switch values and many other additional parameters can be programmed via the CANbus. When switching the device on, all parameters, which have been saved on a flash memory to protect them against power failure, are loaded again.

The following output values may be combined in a freely variable way as PDO (PDO mapping): **position, speed, acceleration** as well as the **status of the working area**.

The encoders are available with a connector or a cable connection.

The device address and baud rate can be set/modified by means of the software.

The two-color LED located on the back indicates the operating or fault status of the CAN-bus, as well as the status of the internal diagnostics.

## CANbus connection

The CANopen encoders are equipped with a bus trunk line in various lengths or a M12 connector and can be terminated in the device.

The devices do not have an integrated T-coupler nor they are looped internally and must therefore only be used as end devices.

## LSS layer setting services DS305 V2.0

- Global command support for node ID and baud rate configuration.
- Selective protocol via identity object (1018h).

## CANopen communication profile DS301 V4.2

Among others, the following functionality is integrated. (Class C2 functionality):

- NMT Slave.
- Heartbeat Protocol.
- Identity Object.
- Error Behavior Object.
- Variable PDO Mapping self-start programmable (Power on to operational), 3 Sending PDO's.
- Node address, baud rate and CANbus / programmable termination.

## CANopen encoder profile DS406 V4.0

The following parameters can be programmed:

- Event mode, start optional.
- 1 work area with upper and lower limit and the corresponding output states.
- Variable PDO mapping for position, speed, work area status, error and acceleration.
- Extended failure management for position sensing.
- User interface with visual display of bus and failure status 1 LED two colors.
- Customer-specific protocol.
- "Watchdog controlled" device.

## Bootloader functionality DS302-3

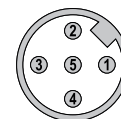
Configuration Management:

- Program download.
- Program start.
- Program erase.

## Terminal assignment

Interface	Type of connection	Cable (isolate unused cores individually before initial start-up)					
2	2, B	Signal:	+V	0 V	CAN_GND	CAN_H	CAN_L
		Core color:	BN	WH	GY	GN	YE
Interface	Type of connection	M12 connector, 5-pin					
2	4	Signal:	+V	0 V	CAN_GND	CAN_H	CAN_L
		Pin:	2	3	1	4	5

Top view of mating side, male contact base



M12 connector, 5-pin

1) Over the whole temperature range.

# Absolute encoders – singleturn

**Compact, robust  
magnetic**

**Sendix M3658AR (shaft)**

**CANopen**

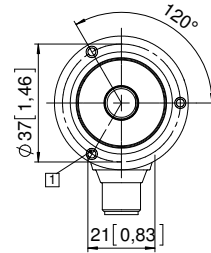
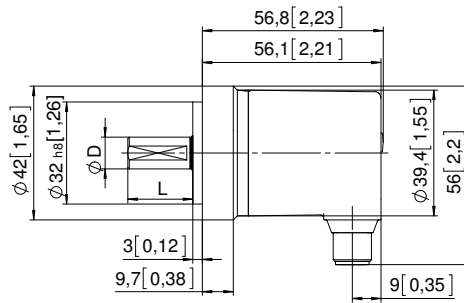
## Dimensions

Dimensions in mm [inch]

**Aluminum,  
clamping flange, ø 42 [1.65]  
version 1**

1 3 x M3, 6 [0.24] deep

D	Fit	L
6 [0.24]	h7	12.5 [0.49]
8 [0.32]	h7	15 [0.59]
10 [0.39]	f7	20 [0.79]
1/4"	h7	12.5 [0.49]



**Stainless steel V4A  
clamping flange, ø 42 [1.65]  
version 7**

1 4 x M4, 8 [0.31] deep

D	Fit	L
10 [0.39]	f7	20 [0.79]

