

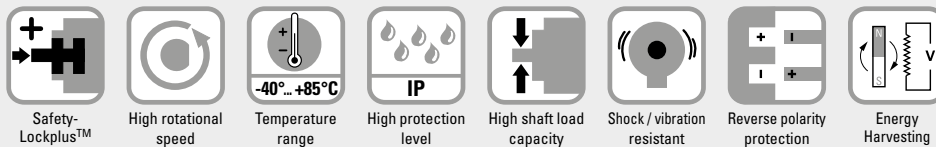
Absolute encoders – multiturn

Standard electronic multiturn, magnetic	Sendix M5861 (shaft)	Analog
--	-----------------------------	---------------



The Sendix M58 with Energy Harvesting Technology is an electronic multiturn encoder without gear and without battery – in the standard format with 58 mm flange.

High robustness and high resolution make this encoder the ideal device for use in demanding applications.



Highest robustness

- Sturdy bearing construction in Safety-Lockplus™ design for particularly high resistance.
- Extra large bearings.
- Mechanically protected shaft seal.
- Wide temperature range -40 °C ... +85 °C.
- Without gear and without battery, thanks to the Energy Harvesting technology.

Application oriented

- Current output 4 ... 20 mA.
- Voltage output 0 ... 10 V or 0 ... 5 V.
- Measuring range scalable.
- Limit switch function.

Order code	8.M5861	.XXXX.XX12
Shaft version	Type	a b c d e f

a Version

- 3 = clamping flange, IP65, ø 58 mm [2.28"]
- 4 = synchro flange, IP65, ø 58 mm [2.28"]

b Shaft (ø x L), with flat

- 1 = ø 6 x 12.5 mm [0.24 x 0.49"]
- 5 = ø 10 x 20 mm [0.39 x 0.79"]

c Output circuit¹⁾

- 3 = current output
- 4 = voltage output

d Type of connection

- 2 = radial cable, 1 m [3.28"] PVC
- B = radial cable, special length PVC *)
- 4 = radial M12 connector, 5-pin

Type of connection with changed terminal assignment (see page 5)

- D = radial M12 connector, 5-pin

*) Available special lengths (connection types B):

2, 3, 5, 8, 10, 15 m [5.56, 9.84, 16.40, 26.25, 32.80, 49.21"]
order code expansion .XXXX = length in dm
ex.: 8.M5861.3132.3112.0030 (for cable length 3 m)

e Interface / resolution / supply voltage

- 3 = 4 ... 20 mA / 12 bit / 10 ... 30 V DC
- 4 = 0 ... 10 V / 12 bit / 15 ... 30 V DC
- 5 = 0 ... 5 V / 11 bit / 10 ... 30 V DC

f Measuring range

- 1 = 16 revolutions / cw
- 2 = 16 revolutions / ccw
- 3 = scalable up to 65,536 revolutions, with limit switch function / cw
- 4 = scalable up to 65,536 revolutions, without limit switch function / cw
- 5 = scalable up to 65,536 revolutions, with limit switch function / ccw
- 6 = scalable up to 65,536 revolutions, without limit switch function / ccw

Optional on request

- Ex 2/22

1) Output circuit "3" only in conjunction with interface "3",
output circuit "4" only in conjunction with interface "4" or "5".

Absolute encoders – multiturn

Standard electronic multiturn, magnetic	Sendix M5861 (shaft)	Analog
Mounting accessory for shaft encoders		Order no.
Coupling	Bellows coupling ø 19 mm [0.75"] for shaft 10 mm [0.39"]	8.0000.1102.1010
Cables and connectors		Order no.
Preassembled cables	M12 female connector with coupling nut, 5-pin, A coded, straight single ended 2 m [6.56'] PVR cable	05.00.6081.2211.002M
Connectors	M12 female connector with coupling nut, 5-pin, A coded, straight (metal)	8.0000.5116.0000

Further Kübler accessories can be found at: kuebler.com/accessories

Further Kübler cables and connectors can be found at: kuebler.com/connection-technology

Technical data

Electrical characteristics current interface 4 ... 20 mA		
Supply voltage		10 ... 30 V DC
Current consumption (no load)		max. 30 mA
Reverse polarity protection of the supply voltage		yes
Short-circuit proof outputs		yes ¹⁾
Measuring range	factory setting optionally scalable	2 ⁴ revolutions up to 2 ¹⁶ revolutions
DA converter resolution		12 bit
Angular measurement deviation ²⁾		±0,5°
Temperature coefficient		< 100 ppm/K
Repeat accuracy, at 25 °C [77 °F]		±0.2°
Output load	at 10 V DC at 24 V DC at 30 V DC	max. 200 Ohm max. 900 Ohm max. 1200 Ohm
Setting time		< 1 ms, R _{Burden} = 900 Ohm, 25°C [77°F]
LEDs (green/red)		- system status - current loop interruption – input load too high - reference point display (only with factory settings) at cw: betw. 0° and 1° at ccw: betw. 0° and -1° - status in teach mode
Options		- output signal scalable via the teach inputs - output signal scalable via the teach inputs + limit switch function
Teach inputs		level = +V for 1 s minimum
PowerON Time		< 1 s
Update rate		1 ms

Electrical characteristics voltage interface 0 ... 10 V / 0 ... 5 V		
Supply voltage	output 0 ... 5 V output 0 ... 10 V	10 ... 30 V DC 15 ... 30 V DC
Current consumption (no load)		max. 30 mA
Reverse polarity protection of the supply voltage		yes
Short-circuit proof outputs		yes ¹⁾
Measuring range	factory setting optionally scalable	2 ⁴ revolutions up to 2 ¹⁶ revolutions
DA converter resolution	0 ... 10 V 0 ... 5 V	12 bit 11 bit
Angular measurement deviation ²⁾		±0,5°
Temperature coefficient		< 100 ppm/K
Repeat accuracy, at 25°C [77°F]		±0.2°
Current output		max. 10 mA
Setting time		< 1 ms, R _{Load} = 1000 Ohm, 25°C [77°F]
LEDs (green/red)		- system status - reference point display (only with factory settings) at cw: betw. 0° and 1° at ccw: betw. 0° and -1° - status in teach mode
Options		- output signal scalable via the teach inputs - output signal scalable via the teach inputs + limit switch function
Teach inputs		level = +V for 1 s minimum
PowerON Time		< 1 s
Update rate		1 ms

1) When the supply voltage is correctly applied.
But not output to +V. Supply voltage and sensor output signal are not galvanically isolated.
2) Over the whole temperature range.

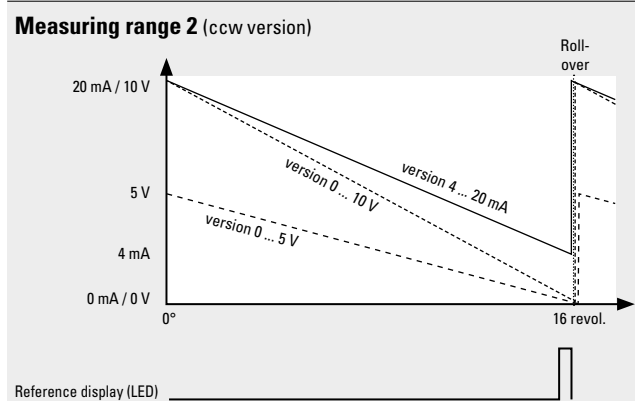
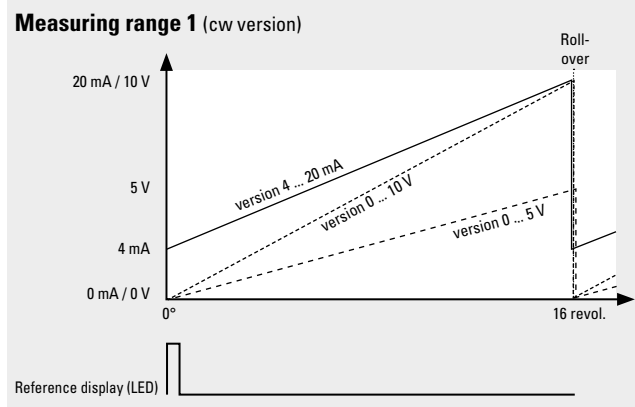
Absolute encoders – multiturn

Standard electronic multiturn, magnetic	Sendix M5861 (shaft)	Analog
--	-----------------------------	---------------

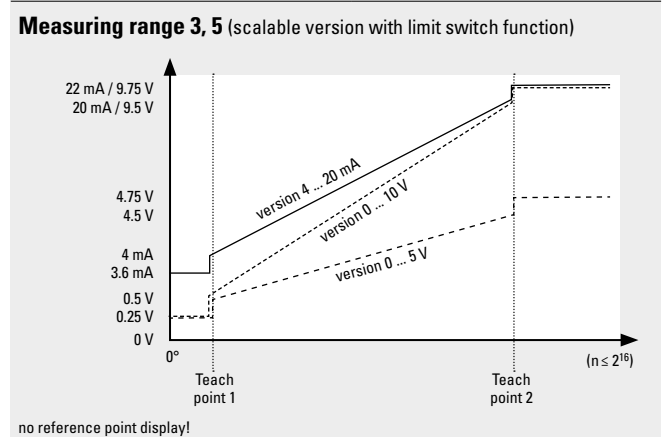
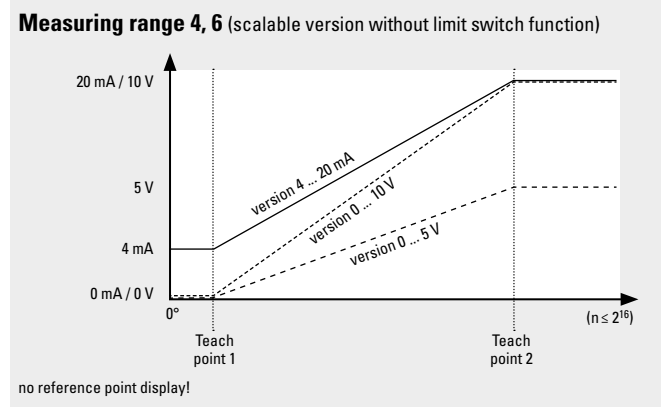
Mechanical characteristics	
Maximum speed	4000 min ⁻¹ 2000 min ⁻¹ (continuous)
Starting torque at 20 °C [68 °F]	< 0.01 Nm
Shaft load capacity	radial 80 N axial 40 N
Weight	approx. 280 g [9.88 oz]
Protection acc. to EN 60529/DIN 40050-9	IP65
Working temperature range	-40 °C ... +85 °C [-40 °F ... +185 °F]
Materials	shaft V2A flange aluminum housing zinc die-cast cable PVC
Shock resistance acc. to EN 60068-2-27	5000 m/s ² , 4 ms
Vibration resistance acc. to EN 60068-2-6	300 m/s ² , 10 ... 2000 Hz

Approvals	
E1 compliant in accordance with	ECE guideline
UL compliant in accordance with	File no. E224618
CE compliant in accordance with	
EMC Directive	2014/30/EU
RoHS Directive	2011/65/EU
ATEX Directive	2014/34/EU (for Ex 2/22 variants)

Example (output signal evolution) – factory setting



Example (output signal evolution) – option: scalable



Factory-set measuring range	2 ⁴ revolutions with roll-over			
Limit switch function	version	0 ... 10 V	0 ... 5 V	4 ... 20 mA
	limit switch low	0.25 V	0.25 V	3.6 mA
	limit switch high	9.75 V	4.75 V	22.0 mA

1) For scalable version.

Absolute encoders – multiturn

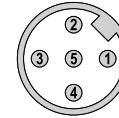
Standard electronic multiturn, magnetic	Sendix M5861 (shaft)	Analog
--	-----------------------------	---------------

Terminal assignment

Interface	Type of connection	Cable (isolate unused cores individually before initial start-up)					
3 (current)	2, B	Signal:	0 V	+V	+I	SET 1 ¹⁾	SET 2 ¹⁾
		Core color:	WH	BN	GN	GY	PK
3 (current)	4	M12 connector, 5 pin					
		Signal:	0 V	+V	+I	SET 1 ¹⁾	SET 2 ¹⁾
		Pin:	3	2	1	5	4
3 (current)	D	M12 connector, 5 pin					
		Signal:	0 V	+V	+I	SET 1 ¹⁾	SET 2 ¹⁾
		Pin:	3	1	2	4	5
4, 5 (voltage)	2, B	Cable (isolate unused cores individually before initial start-up)					
		Signal:	0 V	+V	+U	SET 1 ¹⁾	SET 2 ¹⁾
		Core color:	WH	BN	GN	GY	PK
4, 5 (voltage)	4	M12 connector, 5 pin					
		Signal:	0 V	+V	+U	SET 1 ¹⁾	SET 2 ¹⁾
		Pin:	3	2	1	5	4
4, 5 (voltage)	D	M12 connector, 5 pin					
		Signal:	0 V	+V	+U	SET 1 ¹⁾	SET 2 ¹⁾
		Pin:	3	1	2	4	5

+V: Supply voltage encoder +V DC SET 1: SET input for teachpoint 1
 0 V: Supply voltage encoder ground GND (0 V) SET 2: SET input for teachpoint 2
 +U: Voltage
 +I: Current

Top view of mating side, male contact base



M12 connector, 5-pin

Absolute encoders – multiturn

Standard electronic multiturn, magnetic	Sendix M5861 (shaft)	Analog
--	-----------------------------	---------------

Dimensions

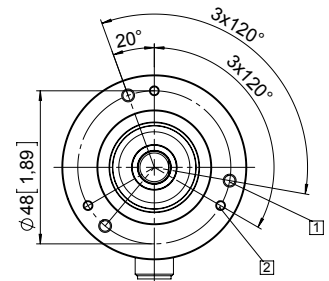
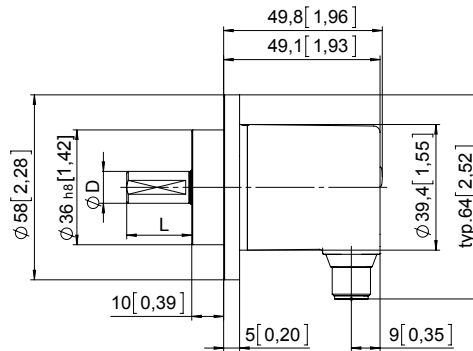
Dimensions in mm [inch]

Clamping flange, ø 58 [2.28]

Flange type 3

- 1 3 x M4
- 2 3 x M3

D	Fit	L
6 [0.24]	h7	12.5 [0.49]
10 [0.39]	h7	20 [0.79]



Synchro flange, ø 58 [2.28]

Flange type 4

- 1 3 x M4, 10 [0.39] deep

D	Fit	L
6 [0.24]	h7	12.5 [0.49]
10 [0.39]	h7	20 [0.79]

