


Absolute encoders – multiturn

Compact, robust electronic multiturn, magnetic	Sendix M3668R (shaft)	CANopen
---	------------------------------	----------------



The Sendix M36 with Energy Harvesting Technology is an electronic multiturn encoder in miniature format, without gear and without battery. It is characterized by robustness, reliability and cost-efficiency.

The "R"obust version is particularly suitable for use in harsh environments. Protected up to IP69k, resistance against shock and extreme temperature fluctuations, the Sendix M36 encoder is suitable even for demanding outdoor applications.



Safety-Lockplus™	Standard option stainless steel 1.4404	Standard option seawater resistant	High rotational speed	Temperature range -40°...+85°C	High protection level IP	High shaft load capacity	Shock / vibration resistant	Reverse polarity protection	Energy Harvesting

Highest robustness

- Sturdy bearing construction in Safety-Lockplus™ design for particularly high resistance.
- Extra large bearings.
- Mechanically protected shaft seal.
- Protection level IP66, IP67 and IP69k in one device.
- Wide temperature range -40 °C ... +85 °C.
- Without gear and without battery, thanks to the Energy Harvesting technology.

Up-to-the-minute fieldbus performance

- LSS services for configuration of the node address and baud rate.
- Variable PDO mapping in the memory.
- Configuration management (bootloader).

Order code 8.M3668R.XX2X.2122
Shaft version Type

<p>a Version</p> <p>1 = standard ¹⁾ clamping flange ø 42 mm [1.65"]</p> <p>7 = stainless steel V4A ²⁾ clamping flange ø 42 mm [1.65"] all metal parts accessible from outside are out of stainless steel V4A</p> <p>b Shaft (ø x L), with flat</p> <p>1 = ø 6 x 12.5 mm [0.24 x 0.49"]</p> <p>3 = ø 8 x 15 mm [0.32 x 0.59"]</p> <p>5 = ø 10 x 20 mm [0.39 x 0.79"]</p> <p>2 = ø 1/4" x 12.5 mm [0.49"]</p> <p>E = ø 10 x 20 mm [0.39 x 0.79"], stainless steel V4A</p>	<p>c Interface / supply voltage</p> <p>2 = CANopen DS301 V4.2 / 10 ... 30 V DC</p> <p>d Type of connection</p> <p>2 = radial cable, 1 m [3.28'] PVC</p> <p>B = radial cable, special length PVC *)</p> <p>4 = radial M12 connector, 5-pin</p> <p>*) Available special lengths (connection type B): 2, 3, 5, 8, 10, 15 m [5.56, 9.84, 16.40, 26.25, 32.80, 49.21'] order code expansion .XXXX = length in dm ex.: 8.M3668R.132B.2122.0030 (for cable length 3 m)</p>	<p>e Fieldbus profile</p> <p>21 = CANopen</p> <p><i>Optional on request</i></p> <ul style="list-style-type: none"> - Ex 2/22 (only for connection type 4) - other shaft diameters out of V4A stainless steel
---	---	---

1) Not in conjunction with shaft type "E".
 2) Only in conjunction with shaft type "E" + type of connection "4".

Absolute encoders – multiturn

Compact, robust electronic multiturn, magnetic		Sendix M3668R (shaft)	CANopen
Mounting accessory for shaft encoders			Order no.
Coupling	Bellows coupling ø 19 mm [0.75"] for shaft 8 mm [0.32"]		8.0000.1102.0808 ¹⁾
Cables and connectors			Order no.
Preassembled cables	M12 female connector with coupling nut, 5-pin, A coded, straight open ended 5 m [16.40'] PVC cable	Bus in	05.00.6091.A211.005M ¹⁾
	M12 female connector with coupling nut, 5-pin, A coded, straight Deutsch connector DT04, male contacts, 6-pin, straight 1 m [3.28'] PVC cable	Bus in	05.00.6091.22C7.001M ¹⁾
Connectors	M12 female conn. with coupling nut, 5-pin, A coded, straight (metal)	Bus in	8.0000.5116.0000 ¹⁾
	M12 female conn. with coupling nut, 5-pin, A coded, straight (stainless steel V4A)	Bus in	8.0000.5116.0000.V4A

Further Kübler accessories can be found at: kuebler.com/accessories
 Further Kübler cables and connectors can be found at: kuebler.com/connection-technology

Technical data

Mechanical characteristics		
Maximum speed		4000 min ⁻¹ 2000 min ⁻¹ (continuous)
Starting torque at 20 °C [68 °F]		< 0.01 Nm
Shaft load capacity	radial axial	80 N 40 N
Weight		approx. 250 g [8.82 oz]
Protection acc. to EN 60529/DIN 40050-9		IP66, IP67, IP69k
Working temperature range		-40 °C ... +85 °C [-40 °F ... +185 °F]
Materials	version "1" (standard)	version "7" (stainless steel)
	shaft V2A	V4A
	flange aluminum	V4A
	housing zinc die-cast	V4A
	cable PVC	–
Shock resistance acc. to EN 60068-2-27		5000 m/s ² , 4 ms
Vibration resistance acc. to EN 60068-2-6		300 m/s ² , 10 ... 2000 Hz

Electrical characteristics	
Supply voltage	10 ... 30 V DC
Current consumption (no load)	max. 30 mA
Reverse polarity protection of the supply voltage	yes
Short-circuit proof outputs	yes ²⁾

Approvals	
E1 compliant in accordance with	ECE guideline
UL compliant in accordance with	File no. E224618
CE compliant in accordance with	
EMC Directive	2014/30/EU
RoHS Directive	2011/65/EU
ATEX Directive	2014/34/EU (for Ex 2/22 variants)

Interface characteristics CANopen		
Resolution singleturn (MUR)	scalable	1 ... 16 384 (14 bit)
	default	16 384 (14 bit)
Number of revolutions (NDR)		1 ... 536 870 912 (29 bit) scalable only via the total resolution
Total resolution (TMR)	raw value	max. 8 796 093 022 208 (43 bit)
	scalable	1 ... 4 294 967 296 (32 bit)
	default	4 294 967 296 (32 bit)
Angular measurement deviation ³⁾		±0,5°
Repeat accuracy		±0.2°
Interface		CAN high-speed acc. to ISO 11898, Basic- and Full-CAN, CAN specification 2.0 B
Protocol		CANopen profile DS406 V4.0 with manufacturer-specific add-ons, LSS-Service, bootloader
Power-ON time		< 1200 ms
SDO timeout		< 1000 ms
Baud rate		10 ... 1000 kbit/s software configurable
Node address		1 ... 127 software configurable
Termination		software configurable
LSS protocol		CIA LSS protocol DS305, global command support for node address and baud rate, selective commands via attributes of the identity object
Bootloader		configuration management CIA DS 302-3

1) Not for version "7" (V4A stainless steel)
 2) Short circuit proof to 0 V or to output when supply voltage correctly applied.
 3) Over the whole temperature range.

Absolute encoders – multiturn

**Compact, robust
electronic multiturn, magnetic**

Sendix M3668R (shaft)

CANopen

General information about CANopen

The CANopen encoders support the latest CANopen communication profile according to DS301 V4.02. In addition, device-specific profiles like the encoder profile DS406 V3.2, DS305 (LSS) and DS302 (Bootloader) are available.

The following operating modes may be selected: Polled Mode, Cyclic Mode, Sync Mode. Moreover, scale factors, preset values, limit switch values and many other additional parameters can be programmed via the CANbus. When switching the device on, all parameters, which have been saved on a flash memory to protect them against power failure, are loaded again.

The following output values may be combined in a freely variable way as PDO (PDO mapping): **position, speed, acceleration** as well as the **status of the working area**.

The encoders are available with a connector or a cable connection.

The device address and baud rate can be set/modified by means of the software.

The two-color LED located on the back indicates the operating or fault status of the CAN-bus, as well as the status of the internal diagnostics.

CANbus connection

The CANopen encoders are equipped with a bus trunk line in various lengths or a M12 connector and can be terminated in the device.

The devices do not have an integrated T-coupler nor they are looped internally and must therefore only be used as end devices.

LSS layer setting services DS305 V2.0

- Global command support for node ID and baud rate configuration.
- Selective protocol via identity object (1018h).

CANopen communication profile DS301 V4.2

Among others, the following functionality is integrated. (Class C2 functionality):

- NMT Slave.
- Heartbeat Protocol.
- Identity Object.
- Error Behavior Object.
- Variable PDO Mapping self-start programmable (Power on to operational), 3 Sending PDO's.
- Node address, baud rate and CANbus / programmable termination.

CANopen encoder profile DS406 V4.0

The following parameters can be programmed:

- Event mode, start optional.
- 1 work area with upper and lower limit and the corresponding output states.
- Variable PDO mapping for position, speed, work area status, error and acceleration.
- Extended failure management for position sensing.
- User interface with visual display of bus and failure status 1 LED two colors.
- Customer-specific protocol.
- "Watchdog controlled" device.

Bootloader functionality DS302-3

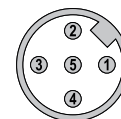
Configuration Management:

- Program download.
- Program start.
- Program erase.

Terminal assignment

Interface	Type of connection	Cable (isolate unused cores individually before initial start-up)					
2	2, B	Signal:	+V	0 V	CAN_GND	CAN_H	CAN_L
		Core color:	BN	WH	GY	GN	YE
Interface	Type of connection	M12 connector, 5-pin					
2	4	Signal:	+V	0 V	CAN_GND	CAN_H	CAN_L
		Pin:	2	3	1	4	5

Top view of mating side, male contact base



M12 connector, 5-pin

1) Over the whole temperature range.

Absolute encoders – multiturn

Compact, robust electronic multiturn, magnetic	Sendix M3668R (shaft)	CANopen
---	------------------------------	----------------

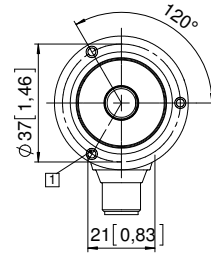
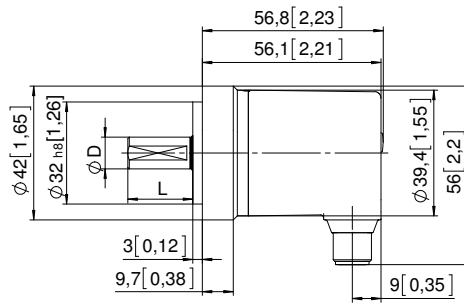
Dimensions

Dimensions in mm [inch]

**Aluminum,
clamping flange, ø 42 [1.65]
version 1**

1 3 x M3, 6 [0.24] deep

D	Fit	L
6 [0.24]	h7	12.5 [0.49]
8 [0.32]	h7	15 [0.59]
10 [0.39]	f7	20 [0.79]
1/4"	h7	12.5 [0.49]



**Stainless steel V4A
clamping flange, ø 42 [1.65]
version 7**

1 4 x M4, 8 [0.31] deep

D	Fit	L
10 [0.39]	f7	20 [0.79]

