

Absolute encoders – singleturn

Compact magnetic	Sendix M3658A / M3678A (shaft / hollow shaft)	CANopen
-------------------------	--	----------------



The Sendix M36 is a magnetic singleturn encoder in compact design. It is characterized by robustness, reliability and cost-efficiency.



Safety-Lock™	High rotational speed	Temperature range -40°... +85°C	High protection level IP	High shaft load capacity	Shock / vibration resistant	Reverse polarity protection	Surface protection salt spray-tested optional

Reliable and insensitive

- Sturdy bearing construction in Safety-Lock™ design for resistance against vibration and installation errors.
- Reduced number of components ensures magnetic insensitivity.
- IP67 protection and wide temperature range -40 °C ... +85 °C.

Up-to-the-minute fieldbus performance

- LSS services for configuration of the node address and baud rate.
- Variable PDO mapping in the memory.
- Configuration management (bootloader).

Order code	8.M3658A . XX2X . 21 2 2
Shaft version	Type a b c d e

a Flange

- 1 = clamping flange, IP67, ø 36 mm [1.42"]
- 3 = clamping flange, IP65, ø 36 mm [1.42"]
- 2 = synchro flange, IP67, ø 36 mm [1.42"]
- 4 = synchro flange, IP65, ø 36 mm [1.42"]**

b Shaft (ø x L), with flat

- 1 = ø 6 x 12.5 mm [0.24 x 0.49"]
- 3 = ø 8 x 15 mm [0.32 x 0.59"]**
- 5 = ø 10 x 20 mm [0.39 x 0.79"]
- 2 = ø 1/4" x 12.5 mm [0.49"]

c Interface / supply voltage

- 2 = CANopen DS301 V4.2 / 10 ... 30 V DC**

d Type of connection

- 1 = axial cable, 1 m [3.28'] PVC
- A = axial cable, special length PVC *)
- 2 = radial cable, 1 m [3.28'] PVC
- B = radial cable, special length PVC *)
- 3 = axial M12 connector, 5-pin
- 4 = radial M12 connector, 5-pin**

*) Available special lengths (connection types A, B):
2, 3, 5, 8, 10, 15 m [5.56, 9.84, 16.40, 26.25, 32.80, 49.21']
order code expansion .XXXX = length in dm
ex.: 8.M3658A.432A.2122.0030 (for cable length 3 m)

e Fieldbus profile

- 21 = CANopen**

Optional on request

- Ex 2/22 (only for connection types 3 and 4)
- surface protection salt spray tested

Absolute encoders – singleturn

Compact magnetic	Sendix M3658A / M3678A (shaft / hollow shaft)	CANopen
-------------------------	--	----------------

Order code	8.M3678A.XX2X.2122				
Hollow shaft	Type	a	b	c	d
a Flange	2 = with stator coupling, IP65, ø 46 mm [1.81"]	3 = with spring element, long, IP65	5 = with stator coupling, IP67, ø 46 mm [1.81"]	6 = with spring element, long, IP67	
b Blind hollow shaft (insertion depth max. 18.5 mm [0.73"])	1 = ø 6 mm [0.24"]	3 = ø 8 mm [0.32"]	4 = ø 10 mm [0.39"]	2 = ø 1/4"	
c Interface / supply voltage	2 = CANopen DS301 V4.2 / 10 ... 30 V DC				
d Type of connection	1 = axial cable, 1 m [3.28'] PVC A = axial cable, special length PVC * 2 = radial cable, 1 m [3.28'] PVC B = radial cable, special length PVC * 3 = axial M12 connector, 5-pin 4 = radial M12 connector, 5-pin				e Fieldbus profile 21 = CANopen <i>Optional on request</i> - Ex 2/22 (only for connection types 3 and 4) - surface protection salt spray tested
	*) Available special lengths (connection types A, B): 2, 3, 5, 8, 10, 15 m [5.56, 9.84, 16.40, 26.25, 32.80, 49.21'] order code expansion .XXXX = length in dm ex.: 8.M3678A.242A.2122.0030 (for cable length 3 m)				

Mounting accessory for shaft encoders	Order no.
--	-----------

Coupling	Bellows coupling ø 19 mm [0.75"] for shaft 8 mm [0.32"]	8.0000.1102.0808
-----------------	---	-------------------------

Mounting accessory for hollow shaft encoders	Dimensions in mm [inch]	Order no.
---	-------------------------	-----------

Torque pin, ø 4 mm	with fixing thread	8.0010.4700.0000
for flange with spring element (flange type 3 + 6)		

Cables and connectors	Order no.
------------------------------	-----------

Preassembled cables	M12 female connector with coupling nut, 5-pin, A coded, straight open ended 5 m [16.40'] PVC cable	Bus in	05.00.6091.A211.005M
	M12 female connector with coupling nut, 5-pin, A coded, straight Deutsch connector DT04, male contacts, 6-pin, straight 1 m [3.28'] PVC cable	Bus in	05.00.6091.22C7.001M

Connector	M12 female connector with coupling nut, 5-pin, A coded, straight (metal)	Bus in	8.0000.5116.0000
------------------	--	--------	-------------------------

Further Kübler accessories can be found at: kuebler.com/accessories
 Further Kübler cables and connectors can be found at: kuebler.com/connection-technology

Absolute encoders – singleturn

Compact magnetic	Sendix M3658A / M3678A (shaft / hollow shaft)	CANopen
-------------------------	--	----------------

Technical data

Mechanical characteristics		Interface characteristics CANopen	
Maximum speed		Resolution	1 ... 16.384 (14 bit), scalable default: 16.384 (14 bit)
shaft or blind hollow shaft version without shaft seal (IP65)	6000 min ⁻¹ 3000 min ⁻¹ (continuous)	Angular measurement deviation ²⁾	±0,5°
shaft or blind hollow shaft version with shaft seal (IP67)	4000 min ⁻¹ 2000 min ⁻¹ (continuous)	Repeat accuracy	±0.2°
Starting torque at 20 °C [68 °F]		Interface	CAN high-speed acc. to ISO 11898, Basic- and Full-CAN, CAN specification 2.0 B
without shaft seal	< 0.007 Nm	Protocol	CANopen profile DS406 V4.0 with manufacturer-specific add-ons, LSS-Service, bootloader
with shaft seal (IP67)	< 0.01 Nm	Power-ON time	< 1200 ms
Shaft load capacity	radial 40 N axial 20 N	SDO timeout	< 1000 ms
Weight	approx. 210 g [7.41 oz]	Baud rate	10 ... 1000 kbit/s software configurable
Protection acc. to EN 60529	IP65 or IP67	Node address	1 ... 127 software configurable
Working temperature range	-40 °C ... +85 °C [-40 °F ... +185 °F]	Termination	software configurable
Materials	shaft / hollow shaft stainless steel flange aluminum housing zinc die-cast cable PVC	LSS protocol	CIA LSS protocol DS305, global command support for node address and baud rate, selective commands via attributes of the identity object
Shock resistance acc. to EN 60068-2-27	2500 m/s ² , 6 ms	Bootloader	configuration management CIA DS 302-3
Vibration resistance acc. to EN 60068-2-6	300 m/s ² , 10 ... 2000 Hz		
Electrical characteristics		Approvals	
Supply voltage	10 ... 30 V DC	E1 compliant in accordance with	ECE guideline
Current consumption (no load)	max. 30 mA	UL compliant in accordance with	File no. E224618
Reverse polarity protection of the supply voltage	yes	CE compliant in accordance with	
Short-circuit proof outputs	yes ¹⁾	EMC Directive	2014/30/EU
		RoHS Directive	2011/65/EU
		ATEX Directive	2014/34/EU (for Ex 2/22 variants)

1) Short circuit proof to 0 V or to output when supply voltage correctly applied.

2) Over the whole temperature range.

Absolute encoders – singleturn

Compact magnetic

Sendix M3658A / M3678A (shaft / hollow shaft)

CANopen

General information about CANopen

The CANopen encoders support the latest CANopen communication profile according to DS301 V4.02. In addition, device-specific profiles like the encoder profile DS406 V3.2, DS305 (LSS) and DS302 (Bootloader) are available.

The following operating modes may be selected: Polled Mode, Cyclic Mode, Sync Mode. Moreover, scale factors, preset values, limit switch values and many other additional parameters can be programmed via the CANbus. When switching the device on, all parameters, which have been saved on a flash memory to protect them against power failure, are loaded again.

The following output values may be combined in a freely variable way as PDO (PDO mapping): **position, speed, acceleration** as well as the **status of the working area**.

The encoders are available with a connector or a cable connection.

The device address and baud rate can be set/modified by means of the software.

The two-color LED located on the back indicates the operating or fault status of the CAN-bus, as well as the status of the internal diagnostics.

CANbus connection

The CANopen encoders are equipped with a bus trunk line in various lengths or a M12 connector and can be terminated in the device.

The devices do not have an integrated T-coupler nor they are looped internally and must therefore only be used as end devices.

LSS layer setting services DS305 V2.0

- Global support of node-ID and baud rate.
- Selective protocol via identity object (1018h).

CANopen communication profile DS301 V4.2

Among others, the following functionality is integrated. (Class C2 functionality):

- NMT Slave.
- Heartbeat Protocol.
- Identity Object.
- Error Behavior Object.
- Variable PDO Mapping self-start programmable (Power on to operational), 3 Sending PDO's.
- Node address, baud rate and CANbus / programmable termination.

CANopen encoder profile DS406 V4.0

The following parameters can be programmed:

- Event mode, start optional.
- 1 work area with upper and lower limit and the corresponding output states.
- Variable PDO mapping for position, speed, work area status, error and acceleration.
- Extended failure management for position sensing.
- User interface with visual display of bus and failure status 1 LED two colors.
- Customer-specific protocol.
- "Watchdog controlled" device.

Bootloader functionality DS302-3

Configuration Management:

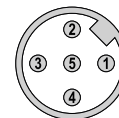
- Program download.
- Program start.
- Program erase.

Terminal assignment

Interface	Type of connection	Cable (isolate unused cores individually before initial start-up)					
2	1, 2, A, B	Signal:	+V	0 V	CAN_GND	CAN_H	CAN_L
		Core color:	BN	WH	GY	GN	YE

Interface	Type of connection	M12 connector, 5-pin					
2	3, 4	Signal:	+V	0 V	CAN_GND	CAN_H	CAN_L
		Pin:	2	3	1	4	5

Top view of mating side, male contact base



M12 connector, 5-pin

Absolute encoders – singleturn

Compact magnetic

Sendix M3658A / M3678A (shaft / hollow shaft)

CANopen

Dimensions hollow shaft version

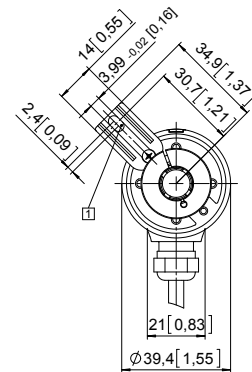
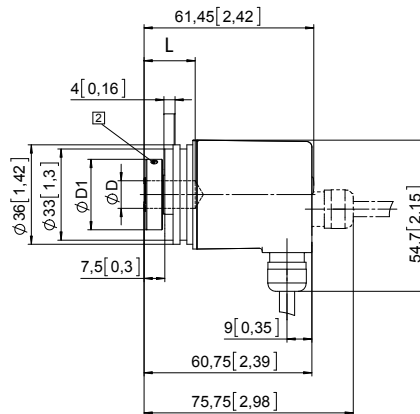
Dimensions in mm [inch]

Flange with spring element, long Flange type 3 and 6

- 1 Slot spring element, recommendation: torque pin DIN 7, \varnothing 4 [0.16]
- 2 Recommended torque for the clamping ring 0.7 Nm

D	Fit	L	D1
6 [0.24]	H7	18.5 [0.73]	24 [0.94]
8 [0.32]	H7	18.5 [0.73]	25.5 [1.00]
10 [0.39]	H7	18.5 [0.73]	25.5 [1.00]
1/4"	H7	18.5 [0.73]	24 [0.94]

L = insertion depth max. blind hollow shaft



Flange with stator coupling, \varnothing 46 [1.81] Flange type 2 and 5

- 1 Recommended torque for the clamping ring 0.7 Nm

D	Fit	L	D1
6 [0.24]	H7	18.5 [0.73]	24 [0.94]
8 [0.32]	H7	18.5 [0.73]	25.5 [1.00]
10 [0.39]	H7	18.5 [0.73]	25.5 [1.00]
1/4"	H7	18.5 [0.73]	24 [0.94]

L = insertion depth max. blind hollow shaft

