

Pulse counters, electronic

LED pulse counters	Adding (DC)	Codix 520
--------------------	-------------	-----------



The Codix 520 is a simple voltage powered pulse counter for fast and slow count pulses, with 6-digit LED display, for NPN / PNP input signals.



DC 10 ... 30 V	DIN 48x24 000000	-20°...+65°C Temperature range	IP65 High protection level	Prog Menu-driven programming	Operation with gloves	PNP/NPN Input type	max. 60 kHz Pulse counter/Totalizer
--------------------------	----------------------------	--	--------------------------------------	--	------------------------------	------------------------------	---

Powerful

- Fast count input – input frequency max. 60 kHz.
- Robust housing – IP65 protected.
- Very bright LED display, 8 mm high.
- Simple totalizing and quantity counter
 - single channel count input and reset input.
 - programmable for positive (PNP) or OV (NPN) switching input pulses.
 - fast count input with an input frequency of max. 60 kHz, can be damped to 30 Hz for mechanical contacts.
- Short start-up time – detects input pulses just 16 msec after being switched on => no pulses are lost with a simultaneous motor start-up.

User-friendly

- Large keys – can also be operated when wearing gloves.
- Simple uniform menu-driven programming and operation – possible to enter the programming also during operation with a confirmation prompt.
- Programmable decimal point, can be set from 0.0 to 0.000.
- Manual or electrical reset – tamper-proof due to lockable reset function.
- As an alternative to the HTL inputs, devices are available with a 4 ... 30 V DC input level, for use as parallel displays to PLCs.

Order code

6.520 . 012 . 3X0
a

a Input switching level
0 = Standard (HTL)
A = 4 ... 30 V DC

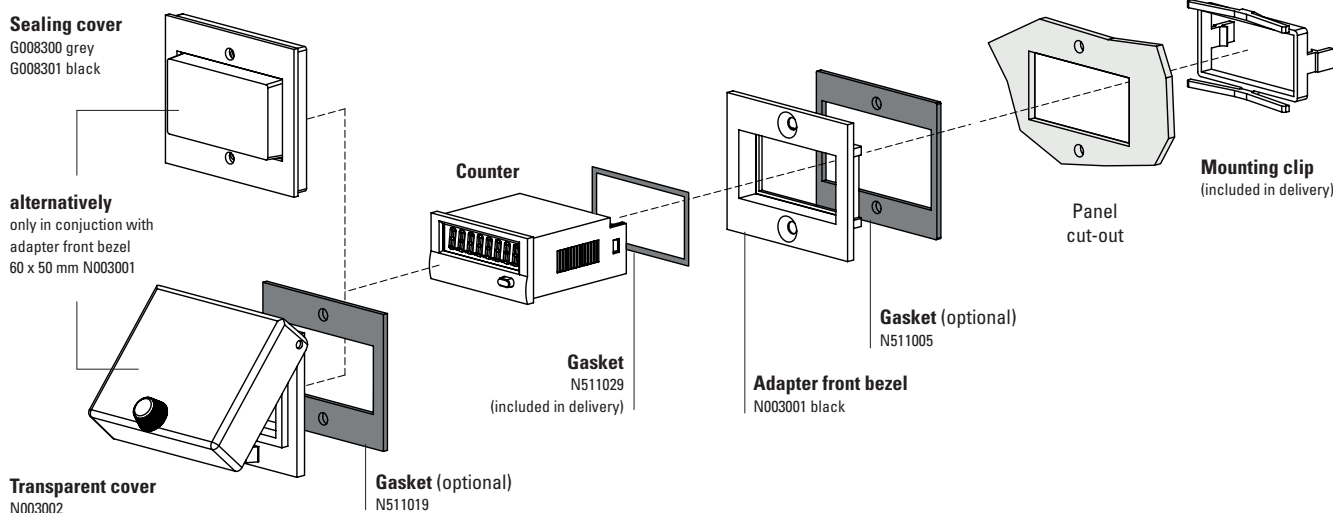
Delivery specification

- Counter
- Mounting clip
- Front bezel for screw mounting (T008181) 56 x 40 mm [2.20 x 1.57"], panel cut-out 50 x 25 mm [1.97 x 0.98"]
- Front bezel for clip mounting (T008180) 53 x 28 mm [2.09 x 1.10"], panel cut-out 50 x 25 mm [1.97 x 0.98"]
- Gasket
- Instruction manual, multilingual

Pulse counters, electronic

LED pulse counters	Adding (DC)	Codix 520
---------------------------	--------------------	------------------

Accessories / Mounting examples



		Type / size	Description		Order no.	suitable gasket
Adapter front bezel		53 x 28 mm [2.09 x 1.10"]	for cut-out 50 x 25 mm [1.97 x 0.98"] to cut-out 45 x 22.2 mm [1.77 x 0.94"]	grey black anthracite	T008164 T008165 T008180	N511015
		56 x 40 mm [2.20 x 1.57"]	for cut-out 50 x 25 mm [1.97 x 0.98"] to cut-out 45 x 22.2 mm [1.77 x 0.94"] screw mounting	black anthracite	T008161 T008181	N511045
		72 x 36 mm [2.83 x 1.42"]	for cut-out 68 x 33 mm [2.68 x 1.30"] to cut-out 45 x 22.2 mm [1.77 x 0.94"]	black and silver anodised as set	162704Set	—
		60 x 50 mm [2.36 x 1.97"]	for cut-out 54 x 29 mm [2.13 x 1.14"] to cut-out 45 x 22.2 mm [1.77 x 0.94"] screw mounting	black	N003001	N511005
		48 x 48 mm [1.89 x 1.89"]	for cut-out 45 x 45 mm [1.77 x 1.77"] to cut-out 45 x 22.2 mm [1.77 x 0.94"]	black	T008883	—
Sealing cover IP65		K1	only in conjunction with adapter front bezel 60 x 50 mm N003001	transparent / grey transparent / black	G008300 G008301	—
Transparent cover IP65		1 Dv (mounted on bezel)	cover lockable, for cut-out 54 x 29 mm [2.13 x 1.14"], only in conjunction with adapter front bezel 60 x 50 mm N003001	transparent / black	N003002	N511019
Gasket counter			48 x 24 mm (for installation in adapter front bezel) 49 x 25 mm		N511029 N511034	
Mounting frame		cut-out 50 x 25 mm [1.97 x 0.98"]	via adapter T008180 for snap-on mounting on 35 mm [1.38"] top-hat DIN rail	chromated	G300004	—
Enclosure blind		48 x 24 mm [1.89 x 0.94"]	for cut-out 45 x 22.2 mm [1.77 x 0.94"] and cut-out 50 x 25 mm [1.97 x 0.98"]	anthracite	G003836	—

incl. in delivery

Pulse counters, electronic

LED pulse counters	Adding (DC)	Codix 520
---------------------------	--------------------	------------------

Technical data

General technical data

Display	6 digits, red 7 segment LED display; 8 mm [0.32"] high
Data backup	EEPROM
Operating temperature	10 ... 26 V DC -20 °C ... +65 °C [-4 °F ... +149 °F] > 26 ... 30 V DC -20 °C ... +55 °C [-4 °F ... +131 °F] (non-condensing)
Storage temperature	-25 °C ... +70 °C [-13 °F ... +158 °F]

Electrical characteristics

Supply voltage	10 ... 30 V DC, with integrated reverse polarity protection
Current consumption	max. 45 mA

Mechanical characteristics

Housing	front panel mount acc. to DIN 43700 48 x 24 mm [1.89 x 0.94"] RAL 7021, dark grey
Protection	IP65 (front side)
Weight	approx. 50 g [1.76 oz]
Vibration resistance acc. to EN 60068-2-6	10 ... 55 Hz / 1 mm [0.04"] / 30 min
Shock resistance acc. to EN 60068-2-27	100 G: 2 ms 10 G: 6 ms

Inputs

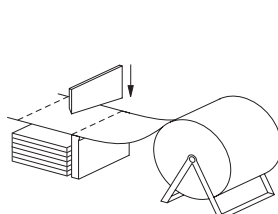
Polarity of inputs	programmable, NPN or PNP for all inputs
Input resistance	approx. 5 kΩ
Counting frequency	max. 60 kHz, can be damped to 30 Hz
Minimum pulse duration of the reset input	5 ms
Input switching level (HTL)	LOW 0 ... 0.2 x U _B (V DC) HIGH 0.6 x U _B ... 30 V DC
Input switching level at 4 ... 30 V DC	LOW 0 ... 2 V DC HIGH 4 ... 30 V DC

Approvals

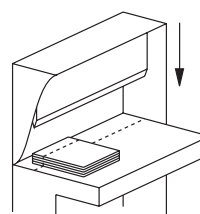
UL compliant in accordance with	File no. E128604
CE compliant in accordance with	
EMC Directive	2014/30/EU
RoHS Directive	2011/65/EU

Applications for pulse counters / totalizers

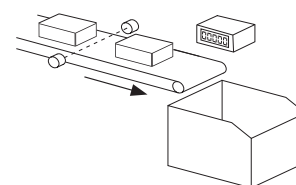
- Simple count tasks such as quantity and piece counting
- Accessories, OEM equipment or retrofitting to production machines
- Piece counting on die cutters, presses, extruders, woodworking machines, drilling machines, pick-and-place machines, guillotines, special-purpose vehicles etc.



Piece-counting

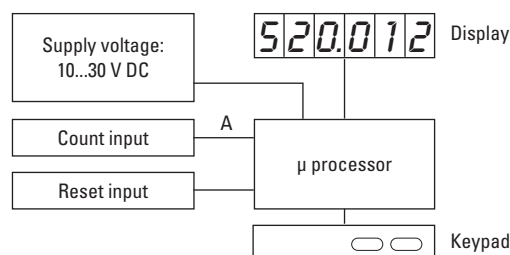


Number of cuts



Piece-counting on conveyor

Block diagram



Terminal assignment

1	2	3	4	5

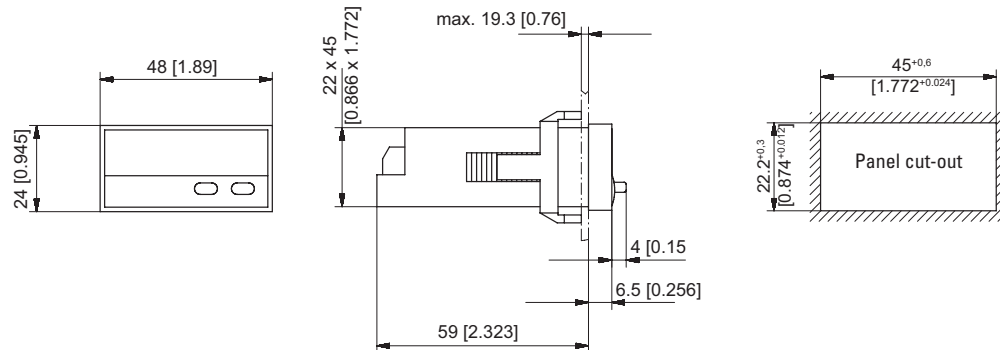
PIN	without optocoupler
1	10 ... 30 V DC
2	0 V GND
3	INP
4	—
5	Reset

Pulse counters, electronic

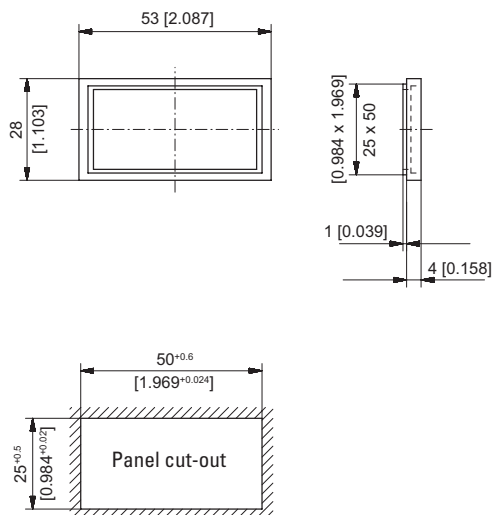
LED pulse counters	Adding (DC)	Codix 520
--------------------	-------------	-----------

Dimensions

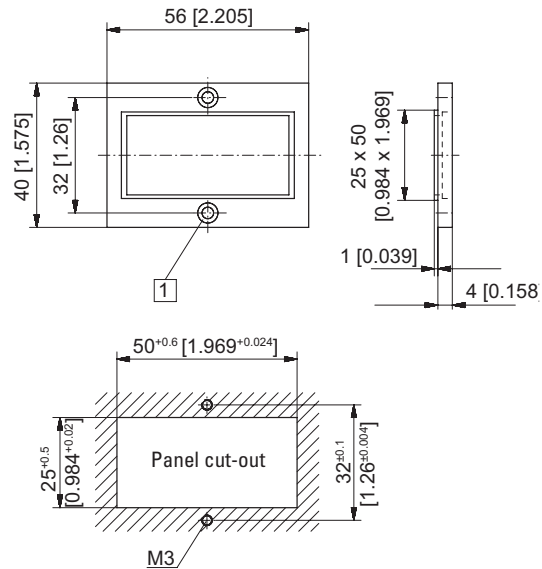
Dimensions in mm [inch]



Front bezel for clip mounting (included in delivery)



Front bezel for screw mounting (included in delivery)



1 Countersinking Af3, DIN 74