

LCD Pulse Counters – Codix 131



- Low-price and high efficiency
- Large 8-digit LCD display, height of the figures 8 mm [0.315"]
- Optional backlighting
- Various counting modes such as Totalizing, Up/ Down and Difference.
- High voltage input for 10 ... 260 V AC/DC voltage pulses
- Unified Codix design, matches the extensive Codix family
- IP 65
- Screw terminals, RM 5 mm [0.197"]
- Lifetime of the battery approximately 8 years
- Locking of the reset key
- Ambient temperature -10 ... +60 °C [14 °F ... 140 °F]
- For positive and negative count edges, depending on version
- Filter function for bounce-free counting with mechanical contacts.

Technical data:

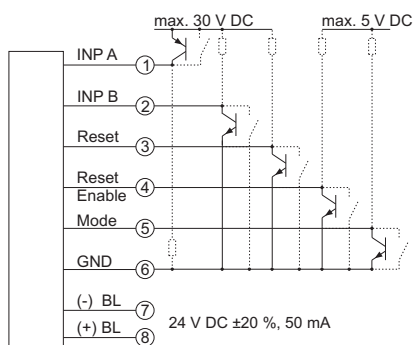
Power supply:	non-replaceable lithium battery (lifetime approximately 8 years at 20°C [68 °F])
Backlighting:	external electrical source 24 V DC +/-20 %, 50 mA
Display:	LCD, 8 digits, height of the figures 8 mm [0.315"]
Mode:	adding or subtracting (selectable) counting direction differential counting or
Display range:	-9999999 ... 9999999, with overflow display
Reset:	manual and electrical
EMC:	Emitted interference EN55011 Class B Immunity to interference: EN61000-6-2
Device safety:	design to: EN61010 Part 1 protection Class: 2 application area: Soiling Level 2
Housing:	dark grey RAL 7021
Operating temperature:	-10 ... +55 °C [14 ... 131 °F] non-condensing
Ambient temperature:	-10 ... +60 °C [14 ... 140 °F] non-condensing
Storage temperature:	-20 ... +70 °C [-4 ... 158 °F]
Altitude:	to 2000 m
Protection:	IP 65 front
UL certified:	File: E128604
Weight:	approx. 50 g [1.764 oz]

Counting inputs:

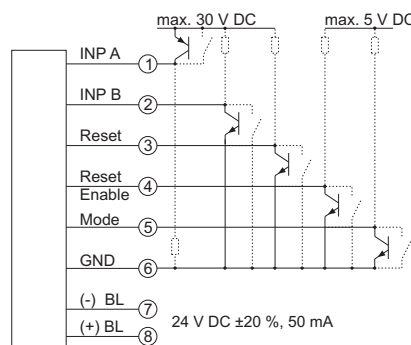
Counting input of the DC-versions (max. 30 V DC)	
Fast counting input:	max. 12 kHz (PNP), 7 kHz (NPN)
Switching level:	NPN: low: 0 ... 0.7 V, high: 3 ... 30 V DC PNP: low: 0 ... 0.7 V, high: 4 ... 30 V DC
Counting input of the high voltage versions (10 ... 260 V DC/V AC)	
Counting input:	optocoupler input, max. 30 Hz
Min. pulse time:	16 ms
Switching level:	low: 0 ... 2 V DC/V AC, high: 10 ... 260 V DC/V AC
Counting direction switching (only DC-version)	
Mode:	see order table
Contact input:	open collector NPN (switching at 0 V DC)
Switching level:	NPN: low: 0 ... 0.7 V, high: 3 ... 5 V DC
Reset Input (only DC and high voltage)	
Minimum pulse time:	DC: 50 ms, high voltage: 16 ms
Contact input DC:	NPN: low: 0 ... 0.7 V, high: 3 ... 30 V DC
High voltage input:	10 ... 260 V DC/V AC
Electrical reset key locking (for DC and AC)	
Contact input:	open collector NPN (switching at 0 V)
Switching level:	NPN: low: 0 ... 0.7 V, high: 3 ... 5 V DC

Connection diagram:

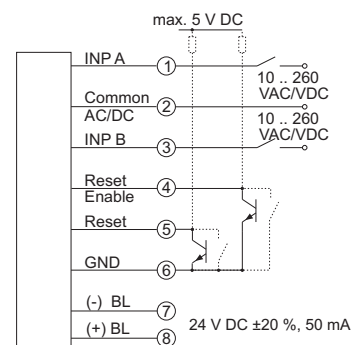
DC type:
6.131.012.8x0



DC type:
6.131.012.8x1



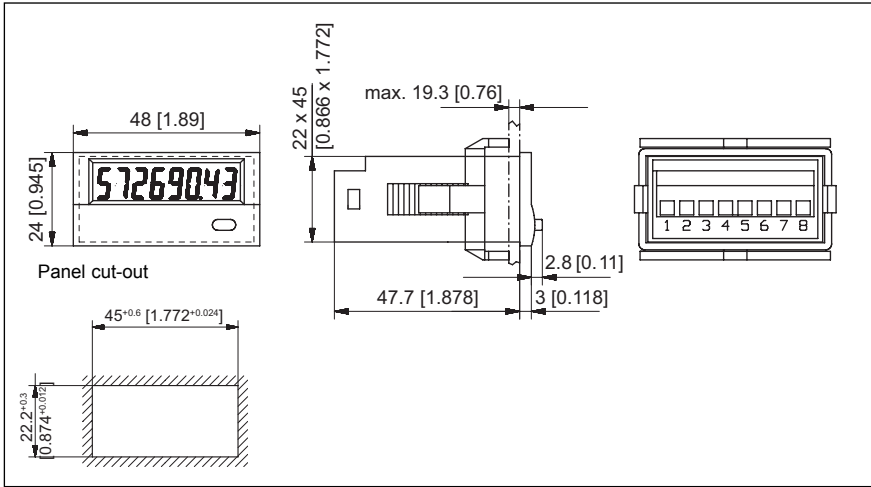
AC type:
6.131.012.8x3



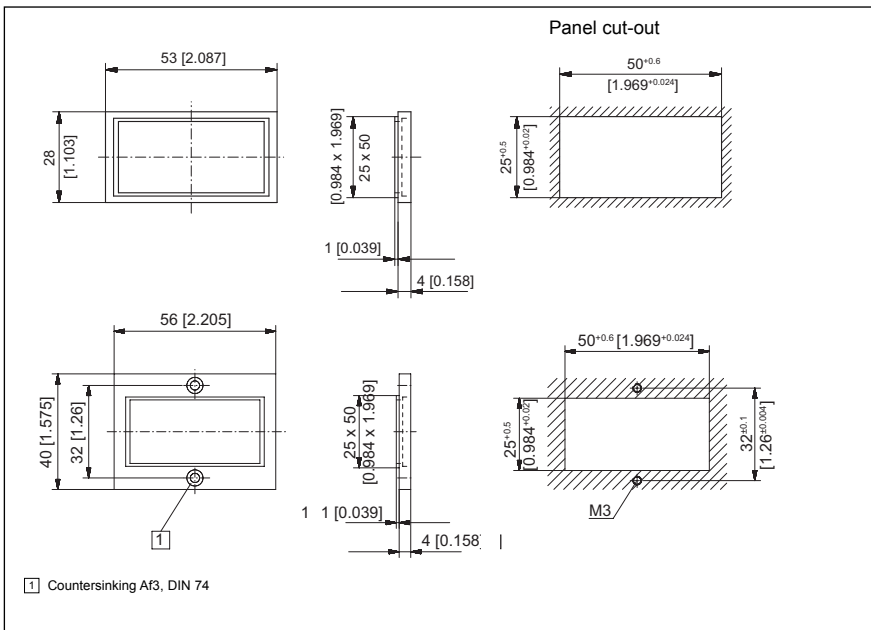
BL = backlight

LCD Pulse Counters – Codix 131

Dimensions:



Dimensions for bezels (included in delivery)



Delivery specification:

- Digital display
- Panel mounting clip
- Bezel for screw mounting (56 x 40 mm) [2.205 x 1.575"], panel cut out 50 x 25 mm [1.969 x 0.984"]
- Bezel for clip mounting (53 x 28 mm) [2.087 x 1.103"], panel cut out 50 x 25 mm [1.969 x 0.984"]
- Gasket
- Operating instructions

Order information:

Type	Input type	Count inputs							
		INP A				INP B			
6.131.012.8x0*	Cnt.Dir ²⁾ /Up.Dn ³⁾	0 ... 0,7 V DC	count	NPN	7 kHz	0 ... 0,7 V DC	count/direction	NPN	7 kHz
6.131.012.8x1*		4 ... 30 V DC	count	PNP	12 kHz	4 ... 30 V DC	count/direction	PNP	12 kHz
6.131.012.8x3*	Up.Dn ³⁾	10 ... 260 V AC/DC	count	AC/DC	30 Hz	10 ... 260 V AC/DC	count	AC/DC	30 Hz

X: 5 = no backlight
X: 6 = with backlight

2): counting input with counting direction input
3): one adding and one subtracting counting input (differential mode)

* standard stock model